



FOR THE SCOPE OF  
ACCREDITATION UNDER NVLAP LAB  
CODE 100402-0.

# REPORT

3933 US ROUTE 11 CORTLAND, NEW YORK 13045

Project No. G100641836

Date: March 9, 2012

REPORT NO. 100641836CRT-007

TEST OF ONE WALL MOUNT FIXTURE

FIXTURE MODEL NO. RAS10-WH

RENDERED TO

MILLENNIUM LIGHTING  
922 DAILEY MILL ROAD  
MCDONOUGH, GA 30253

TEST: Electrical and Photometric tests as required to the IESNA test standard.

LABORATORY NOTE: The laboratory that conducted the testing detailed in this report has been Qualified, Verified, and Recognized for LM-79 Testing for ENERGY STAR for SSL by US DOE's CALiPER program.

STATEMENT OF LIMITATION: This report must not be used by the client to claim product certification, approval, or endorsement by NVLAP, NIST, or any agency of the federal government.

AUTHORIZATION: The testing performed was authorized by signed quote number 500357309.

STANDARDS USED: The following American National Standards or Illuminating Engineering Society of North America Test Guides were used in part or totally to test each specimen:

IESNA LM-54: 1999 Guide to Lamp Seasoning

IESNA LM-46-04: 1998 Approved Method for Photometric Testing of Indoor Luminaires Using High Intensity Discharge or Incandescent Filament Lamps

DESCRIPTION OF SAMPLE: The client submitted one sample of model number RAS10-WH. The sample was received by Intertek on February 14, 2012, in undamaged condition, and one sample was tested as received. The sample designation was M242867-1.

DATES OF TESTS: March 7, 2012.

SUMMARY

Model No.: RAS10-WH
Description: Wall Mount Fixture with a 200 W Incandescent Bulb

Criteria	Result
Total Lumen Output	1170 Lumens
Total Power	166.1 W
Luminaire Efficacy	7.044
Power Factor	1.000

EQUIPMENT LIST

Equipment Used	Model Number	Control Number	Last Calibration Date	Calibration Due Date
Elgar AC Power Supply	CW1251	--	--	--
Xitron Power Analyzer	2503H	E235	04/20/11	04/20/12
Cole Parmer Hygro Thermometer	445703	T1359	10/26/11	10/26/12
Kikusui DC Power Supply	35-10L	E160	---	---
Sorenson DC Power Supply	DLM150-20E	--	---	---
LSI High Speed Mirror Goniometer	6440	--	02/17/12	03/17/12

TEST METHODS

Seasoning in Each Burn Orientation

The photometric tests were performed after the lamps were seasoned. Before the photometric tests, each bulb was operated in its designated orientation in the appropriate fixture for a time period of 1.5% of its rated hours in accordance with IESNA LM-54 Guide to Lamp Seasoning.

Photometric and Electrical measurements – Distribution Method

A LSI Type C High Speed Model 6440 Mirror Goniometer was used to measure the intensity (candelas) at each angle of distribution for each sample.

Ambient temperature was measured equal to the height of the sample mounted on the Goniometer equipment. Each sample was operated at input rated voltage in its designated orientation. Each sample was allowed to stabilize for at least thirty minutes before measurements were made. Electrical measurements including voltage, current, and power were measured using the Xitron or Yokogawa Power Analyzer.

Some graphics were created with Photometrics Plus software.

Estimated Total Operating Time

Model No.	Total Hours
RAS10-WH	2

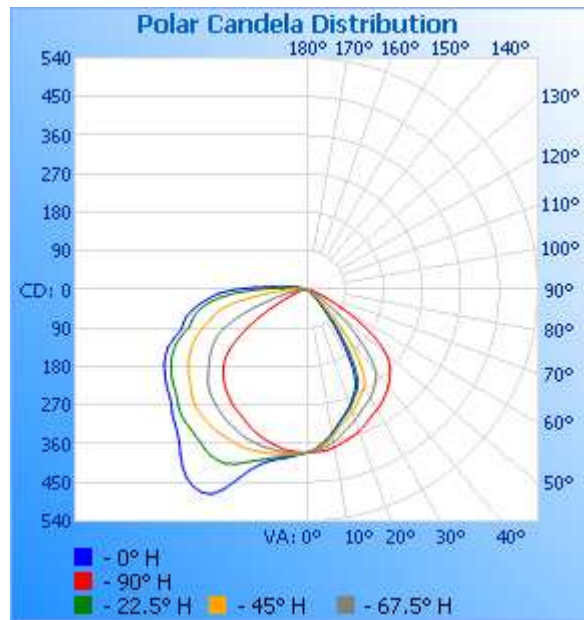
**RESULTS OF TESTS**

Photometric and Electrical Measurements – Distribution Method

Intertek Sample No.	Base Orientation	Input Voltage (Vac)	Input Current (mA)	Input Power (Watts)	Input Power Factor	Absolute Luminous Flux (Lumens)	Lumen Efficacy (Lumens Per Watt)
RAS10-WH							
M242867-1	UP	120.0	1384	166.1	1.000	1170	7.044

Intensity (Candlepower) Summary at 25°C - Candelas

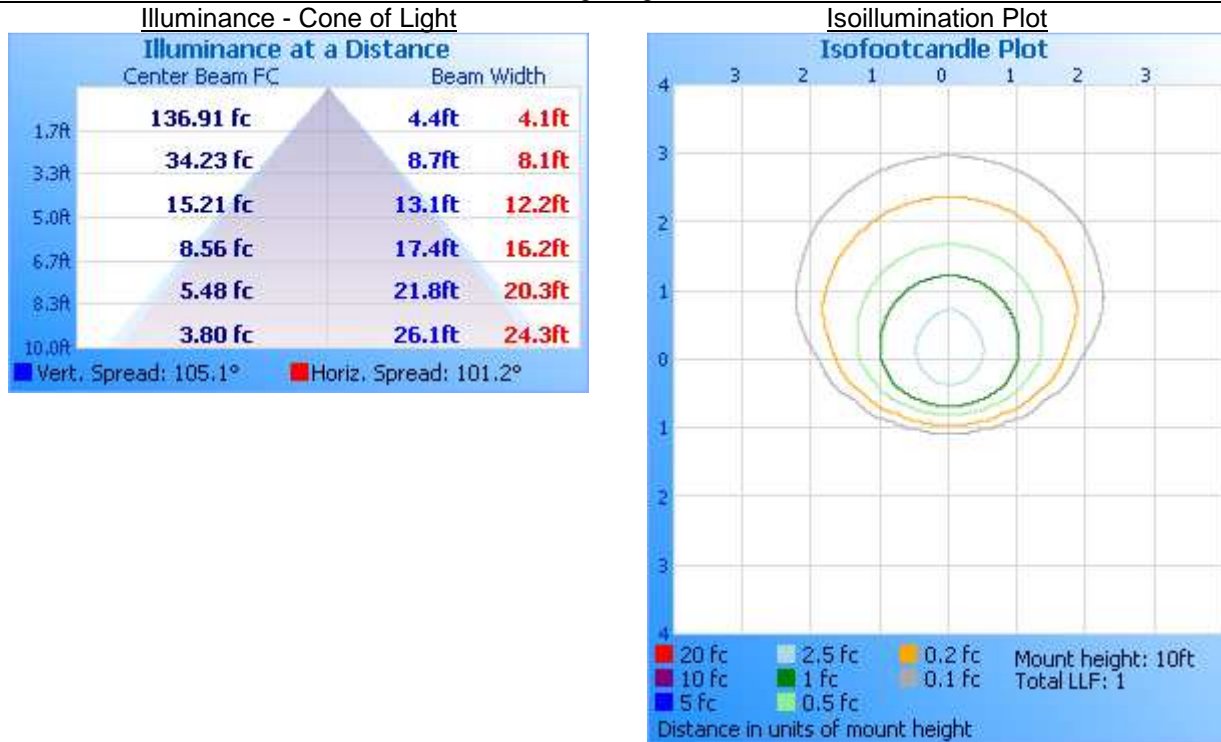
Angle	0	22.5	45	67.5	90
RAS10-WH					
0	380	380	380	380	380
5	365	366	368	373	379
10	341	343	350	361	373
15	313	316	325	342	364
20	291	294	307	325	353
25	264	270	285	307	338
30	221	238	267	294	326
35	144	165	226	276	312
40	78	96	156	252	296
45	38	46	89	194	275
50	20	25	44	125	248
55	8	12	24	67	195
60	0	2	12	36	125
65	0	0	3	20	67
70	0	0	0	10	36
75	0	0	0	2	21
80	0	0	0	0	11
85	0	0	0	0	2
90	0	0	0	0	0



## RESULTS OF TESTS (cont'd)

### Illumination Plots


Model No.: RAS10-WH  
Mounting Height: 10 ft.



### Zonal Lumen Summary and Percentages at 25°C

Zone	Lumens	% Luminaire
RAS10-WH		
0-30	300.2	25.7
0-40	493.3	42.2
0-60	849.2	72.6
60-90	296.9	25.4
0-90	1146	98.0
90-180	23.5	2.0
0-180	1170	100.0

Picture (not to scale)



CONCLUSION

The results tabulated in this report are representative of the actual test samples submitted for this report only. The data is provided to the client for further evaluation. Compliance to the referenced specification requirements was not determined in this report.

In Charge Of Tests:

Kenda Branch  
Engineer  
Lighting Division

Attachment: None

Report Reviewed By:

David Ellis  
Senior Project Engineer  
Lighting Division